



ready>>slate

---

REAL SLATE, REAL SIMPLE



# REAL SLATE

**READYSLATE®** is the first pre-assembled real slate roofing system. It has been developed and patented by **CUPA GROUP**, a company which has been synonymous with the finest real slate solutions since 1892.

Backed by a legacy of craftsmanship unmatched in the industry, **CUPA GROUP** is at the forefront of roofing innovation. An environmentally-conscious, carbon neutral company with unparalleled expertise in the art of slate extraction and processing.

Readyslate redefines the possibilities of real slate roofing, marrying time-honored craftsmanship with modern technology.



ready»slate

from ROCK  
»to ROOF

Slate is a rock crafted by nature over millions of years and finds its best expression in Spain, where we have our own quarries. Readyslate represents a harmonious fusion of nature's timeless beauty and cutting-edge innovation.

Each slate is meticulously split by hand, a testament to the expertise and dedication of our artisans. It is this artisanal touch that embodies every piece with a unique character, making each roof a masterpiece of natural artistry.

Readyslate has been specially designed to meet modern roofing requirements while showcasing the inherent elegance of real slate, allowing homeowners and professionals around the world to experience its allure firsthand.





# INNOVATIVE SYSTEM

Roofing contractors who are unfamiliar with traditionally installed slate are often apprehensive to install the product due to the labor-intensive nature and specialized skill required for installation. With Readyslate, these concerns become a thing of the past.

**So, how does Readyslate make real slate roofing, real simple?**



## Lightweight

At **under 6 lbs per SF**, it allows real slate to be installed on homes constructed to standard residential framing standards. Why settle for plastic alternatives when you can have the real thing?.



## Easy to install

**Panelized** to combine both simplicity and efficiency, empowering contractors to master the art of the slate roof.



## Durability

With the **highest impact rating available (Class 4)**, it pairs strength with the unparalleled endurance of natural slate.



## Non-fading

Spanish slate is known throughout the industry for its **non-fading qualities**. Its enduring hue never fades, ensuring lasting beauty for generations.



## Timeless beauty

Each piece of slate has unique character and beauty that has defied the many attempts at replication. This makes each roof truly **'one of a kind'**.



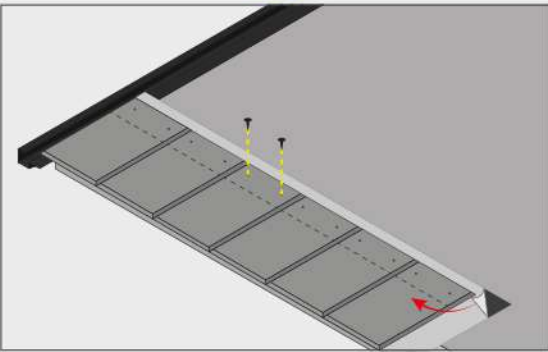
## Increases home value

Selecting real slate for your home not only **extends the lifespan of your roof but also elevates its curb appeal**, and adds to the property value

# REAL SIMPLE

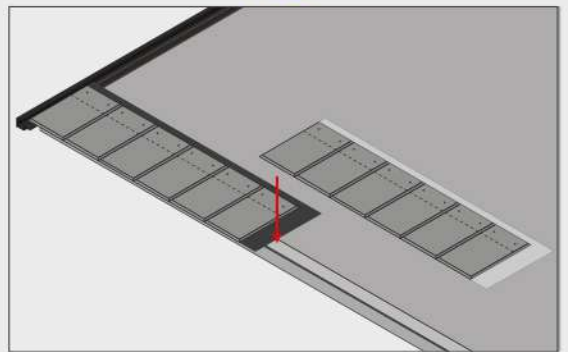
Readyslate eliminates many of the difficulties associated with traditionally installed slate by greatly simplifying the structural requirements and speeding up the installation time by up to 300%. Forget about complex procedures, specialty tools and additional structural requirements, **Readyslate works with standard framing, tools, and accessories.**

1



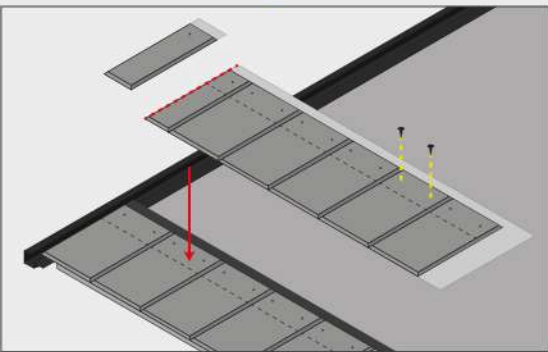
Lay the first READYSLATE® panel down and nail each piece of slate using the pre-punched holes provided. Once the panel install is complete, peel back the protective film on the top and right side of the panel.

2




Repeat for all READYSLATE® panels in the first row, covering the waterproof sheet area at the right of each panel.

3



READYSLATE® is designed with an overlap line that allows for quick and easy placement of each panel.

4



Readyslate's innovative design allows the panels to be installed on almost any roof type. Upon completion, you are left with a beautiful, durable, waterproof, and eco-friendly natural slate roof.

## ROOFING COVERAGE

3,33 panels/m<sup>2</sup>

1,2 m<sup>2</sup>/box

## NAILING SCHEDULE

40 nails/m<sup>2</sup>

60 nails/box

Ø ≥ 7 mm flat head nails, min. 38 mm long

READYSLATE® is compatible with most standard flashings styles and accessories.

*\*Please consult our installation guide for more details.*



# TESTIMONIAL

---

This cozy lakeside retreat stands as a testament to the perfect marriage of nature and architecture after the owners chose Readyslate for their roof.

**This decision not only added to the unique stature of their one-of-a-kind home but ensures that the roof will endure for years to come.**



READYSLATE'S DIFFERENTIATION FROM OTHER PRODUCTS IS THE CHARACTER IT ADDS TO THE HOME. YOU CANNOT GET THAT ANYWHERE ELSE. IT IS SO OBVIOUS THAT IT'S NATURAL



This is  
**NATURAL**  
SLATE

A circular logo with a white border is positioned in the bottom-left corner of the image. Inside the circle, the text "This is" is written in white, "NATURAL" is in yellow, and "SLATE" is in white. Below the word "SLATE", there is a yellow double arrow pointing to the right.





ready>>slate

UK&IRL: +44 (0) 20 3318 4455

INT: +34 988 335 410

readyslate@cupapizarras.com



READYSLATE.COM